



SOLD PROPERTIES



118 Layard Street

Holland Park QLD 4121

4 2 2 Land: 627m² -

Price / m² \$2,408

Year built -

Distance 1.2km

Property type House

\$1,510,000

Last sold 05 May 2025

days on site



5 Rita Street

Holland Park QLD 4121

3 1 1 Land: 405m² -

Price / m² \$2,888

Year built -

Distance 0.4km

Property type House

\$1,170,000

Last sold 04 May 2025

13 days on site



114 Layard Street

Holland Park QLD 4121

2 1 2 Land: 617m² -

Price / m² \$2,209

Year built -

Distance 1.2km

Property type House

\$1,363,500

Last sold 03 May 2025

24 days on site



MARKET INSIGHTS - SALES

Understanding the current market relating to your property. Sourced by PropTrack and realestate.com.au.

Holland Park market snapshot in the last 12 months

For houses in Holland Park. Trend data is calculated based on a rolling twelve month period.

Median sale price

\$1.4m

↑ Up 6.8% from this time last year

Sold volume

107

↑ Up 2.9% from this time last year

Price growth

6.8%

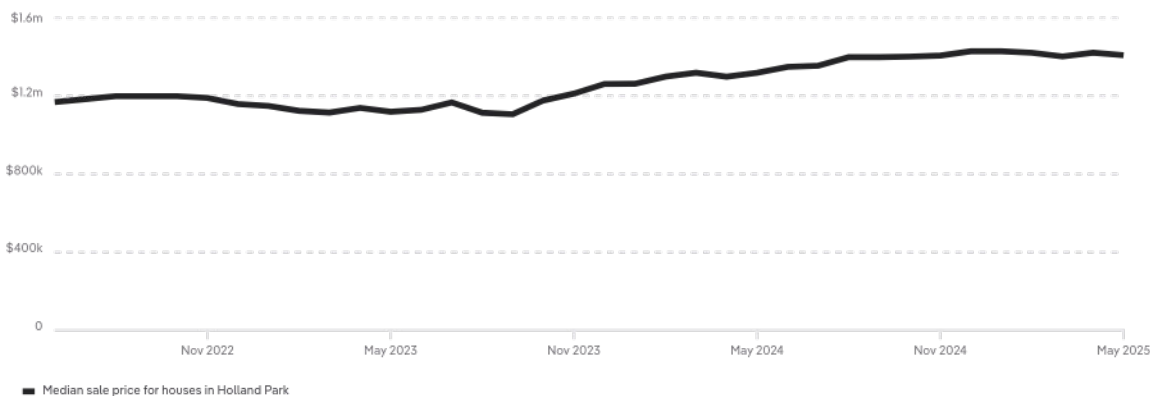
Median days on market

27 days

↑ Up 28.6% from this time last year

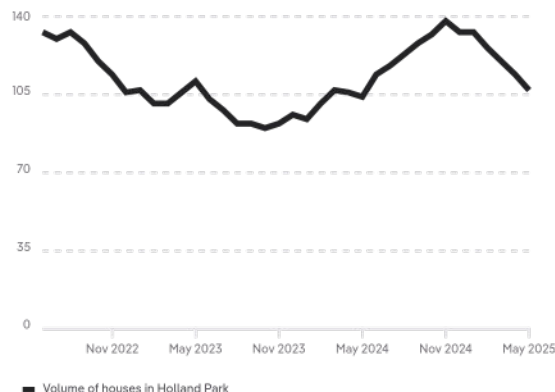
Median sale price - 3 year trend

Showing the median sale price of houses in Holland Park



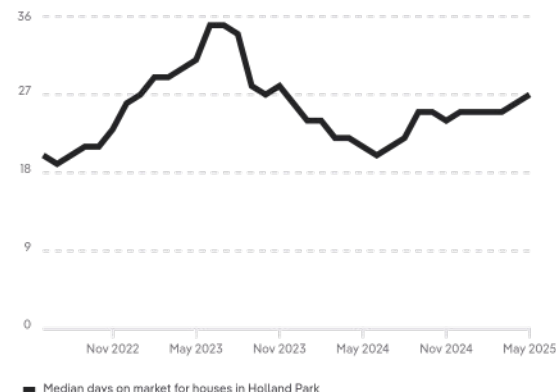
Properties sold - 3 year trend

Showing how many houses in Holland Park have sold



Median days on market - 3 year trend

Showing how long it takes houses in Holland Park to sell





Demand for similar properties

Market activity on realestate.com.au for houses in Holland Park

Potential buyers

1.5k

↑ Up 2.4% from this time last week

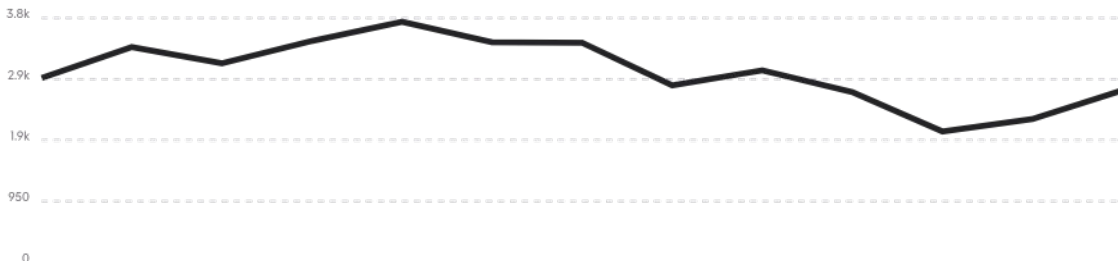
Similar for sale

16

↑ Up 23.1% from this time last week

Potential buyers

Showing the number of people who are seriously interested in listings for houses in Holland Park on realestate.com.au



Similar properties for sale



Potential buyers calculation - People demonstrate serious interest on realestate.com.au with sales listings through a combination of high buyer-specific behaviour. Behaviour includes actions like saving a property, sending enquiries, contacting agents or saving inspection times over multiple visits and days. The number of potential buyers is determined by aggregating both MyREA members and anonymous users, and takes into account usage of multiple devices by the same user.



MARKET INSIGHTS - RENTALS

Understanding the current market relating to your property. Sourced by PropTrack and realestate.com.au.

Holland Park market snapshot in the last 12 months

For houses in Holland Park. Trend data is calculated based on a rolling twelve month period.

Median rental price

\$705 pw

↑ Up 6.8% from this time last year

Leased volume

158

↓ Down 10.6% from this time last year

Price growth

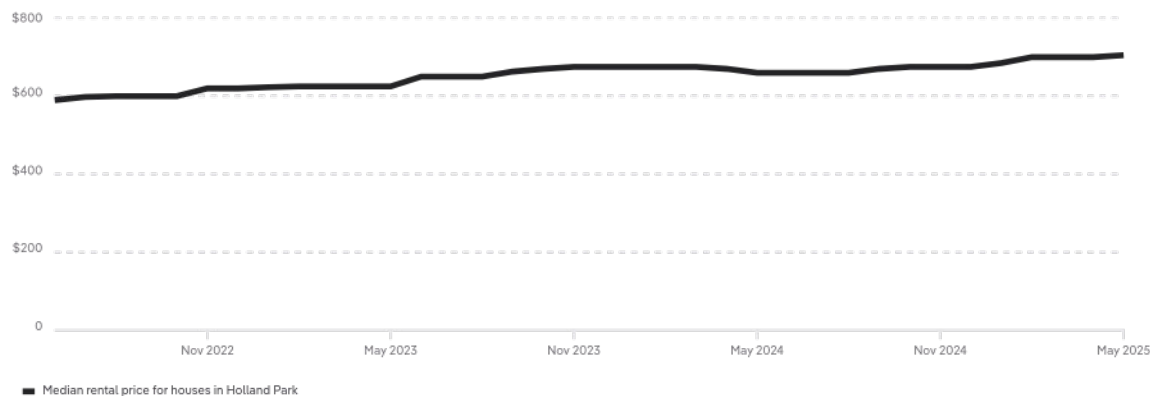
6.8%

Median days on market

17 days

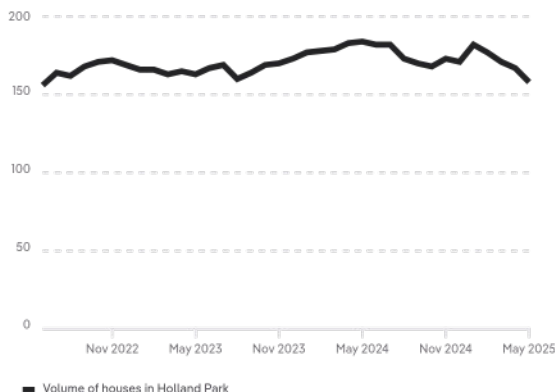
Median rental price - 3 year trend

Showing the median rental price of houses in Holland Park



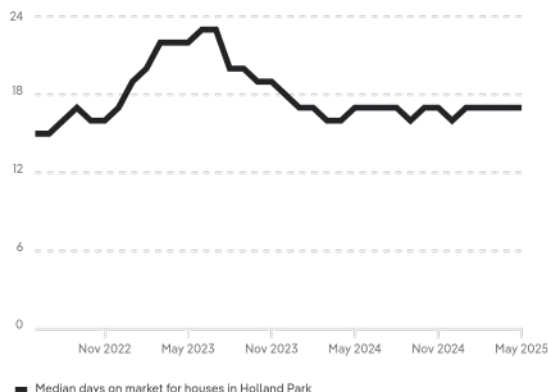
Properties leased - 3 year trend

Showing how many houses in Holland Park have leased



Median days on market - 3 year trend

Showing how long it takes houses in Holland Park to lease





Demand for similar properties

Market activity on realestate.com.au for houses in Holland Park

Potential renters

198

↓ Down 11.2% from this time last week


Similar for rent

6

↓ Down 14.3% from this time last week

Potential renters

Showing the number of people who are seriously interested in listings for houses in Holland Park on realestate.com.au



Similar properties for rent



Potential renters calculation - People who have demonstrated serious interest on realestate.com.au with rental listings through a combination of high rent-specific behaviour. Behaviour includes actions like saving a property, sending enquiries, contacting agents or saving inspection times over multiple visits and days. The number of potential renters is determined by aggregating both MyREA members and anonymous users, and takes into account usage of multiple devices by the same user.



MARKET INSIGHTS - SALES

Understanding the current market relating to your property. Sourced by PropTrack and realestate.com.au.

Holland Park market snapshot in the last 12 months

For units in Holland Park. Trend data is calculated based on a rolling twelve month period.

Median sale price

\$767.5k

↑ Up 22.7% from this time last year

Sold volume

20

↓ Down 20% from this time last year

Price growth

22.7%

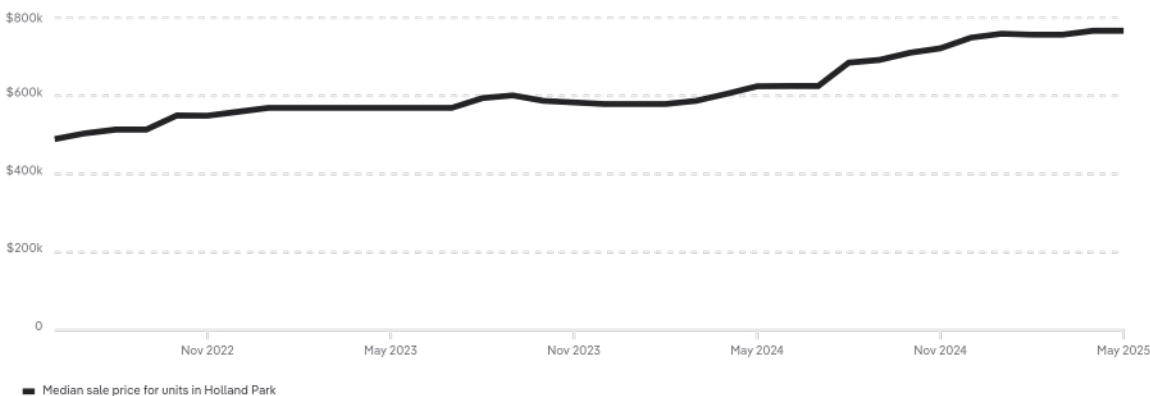
Median days on market

25 days

↓ Down 10.7% from this time last year

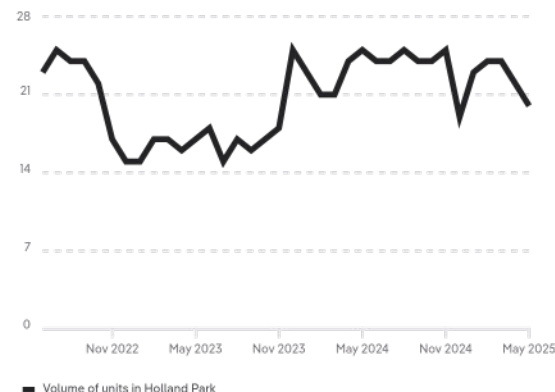
Median sale price - 3 year trend

Showing the median sale price of units in Holland Park



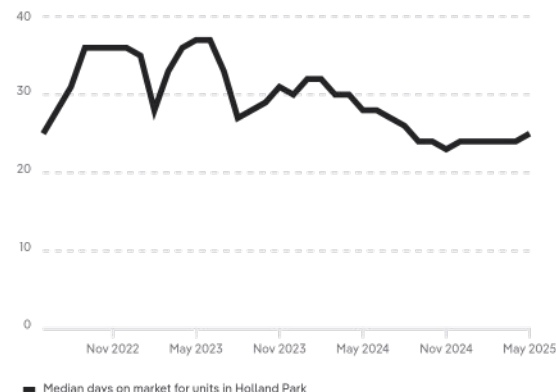
Properties sold - 3 year trend

Showing how many units in Holland Park have sold



Median days on market - 3 year trend

Showing how long it takes units in Holland Park to sell





Demand for similar properties

Market activity on realestate.com.au for units in Holland Park

Potential buyers

183

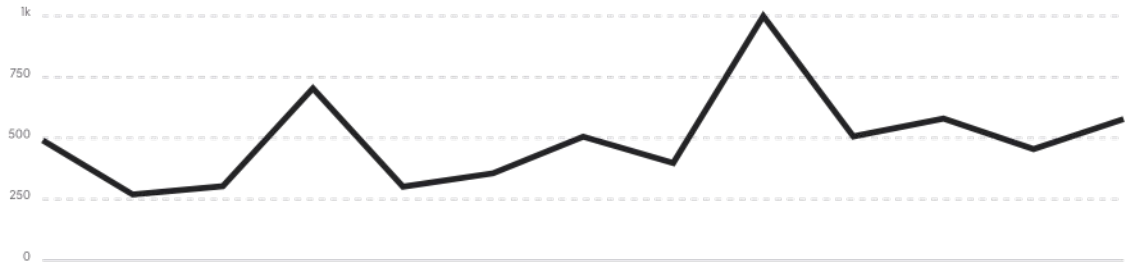
↓ Down 28% from this time last week

Similar for sale

3

Potential buyers

Showing the number of people who are seriously interested in listings for units in Holland Park on realestate.com.au



Similar properties for sale



Potential buyers calculation - People demonstrate serious interest on realestate.com.au with sales listings through a combination of high buyer-specific behaviour. Behaviour includes actions like saving a property, sending enquiries, contacting agents or saving inspection times over multiple visits and days. The number of potential buyers is determined by aggregating both MyREA members and anonymous users, and takes into account usage of multiple devices by the same user.



MARKET INSIGHTS - RENTALS

Understanding the current market relating to your property. Sourced by PropTrack and realestate.com.au.

Holland Park market snapshot in the last 12 months

For units in Holland Park. Trend data is calculated based on a rolling twelve month period.

Median rental price

\$580 pw

↑ Up 5.5% from this time last year

Leased volume

65

↓ Down 20.3% from this time last year

Price growth

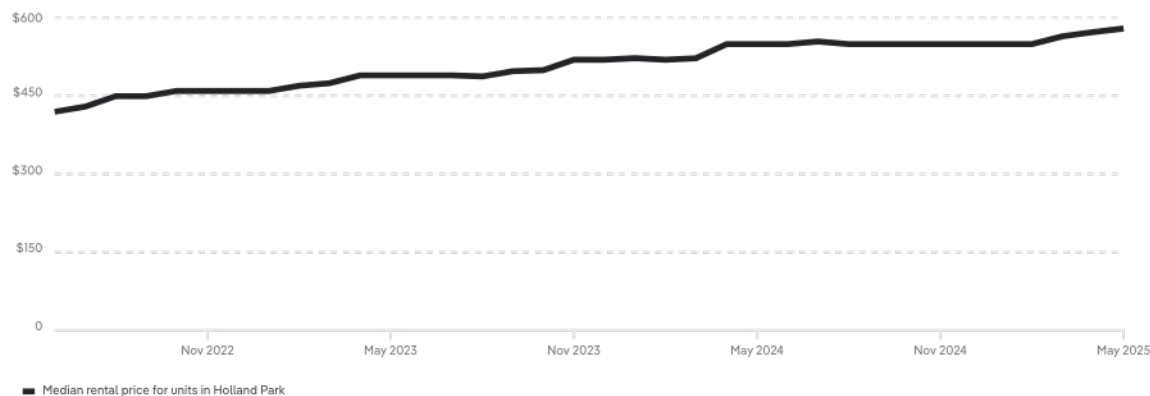
5.5%

Median days on market

17 days

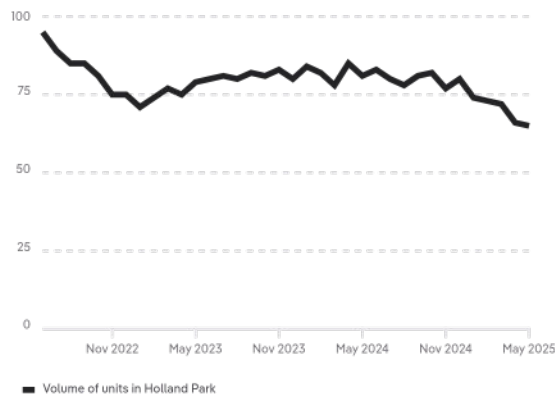
Median rental price - 3 year trend

Showing the median rental price of units in Holland Park



Properties leased - 3 year trend

Showing how many units in Holland Park have leased



Median days on market - 3 year trend

Showing how long it takes units in Holland Park to lease






COPYRIGHT AND LEGAL DISCLAIMERS ABOUT PROPERTY DATA

Some of the information displayed in this document is based on historical and current data supplied to Proptrack Pty Ltd by third parties including State government agencies. Proptrack does not make any warranty as to the accuracy, completeness or reliability of the information or accept any liability arising in any way from any omissions or errors in this information. The information should not be regarded as advice or relied upon by your or any other person and Proptrack recommends that you seek professional advice before making any property decisions.

Queensland Data

Based on or contains data provided by the State of Queensland (Department of Resources) 2025. In consideration of the State permitting use of this data you acknowledge and agree that the State gives no warranty in relation to the data (including accuracy, reliability, completeness, currency or suitability) and accepts no liability (including without limitation, liability in negligence) for any loss, damage or costs (including consequential damage) relating to any use of the data. Data must not be used for direct marketing or be used in breach of the privacy laws; more information at www.propertydatacodeofconduct.com.au.

*Agent supplied: This price is currently unconfirmed and will be updated once verified against our other data sources.

 PropTrack is part of  REA Group