



SOLD PROPERTIES



25 Bluebell Street

Mansfield QLD 4122

\$1,481,000

Last sold 28 May 2025

20 days on site

5 2 3 Land: 711m² -

Price / m² \$2,082

Year built -

Distance 1.9km

Property type House



4 Ham Road

Mansfield QLD 4122

\$1,040,000

Last sold 19 May 2025

104 days on site

5 1 4 Land: 542m² -

Price / m² \$1,918

Year built -

Distance 0.7km

Property type House



27 Danina Street

Mansfield QLD 4122

\$1,235,000

Last sold 19 May 2025

28 days on site

3 1 2 Land: 554m² -

Price / m² \$2,229

Year built -

Distance 0.9km

Property type House



2 Harvest Street

Mansfield QLD 4122

\$1,175,000

Last sold 12 May 2025

46 days on site

3 1 2 Land: 559m² Floor: 161m²

Price / m² \$2,101

Year built 1985

Distance 2.0km

Property type House



46 Morialta Street

Mansfield QLD 4122

3 1 2 Land: 536m² -

Price / m² \$2,313

Year built -

Distance 0.5km

Property type House

\$1,240,000

Last sold 01 May 2025

24 days on site



MARKET INSIGHTS - SALES

Understanding the current market relating to your property. Sourced by PropTrack and realestate.com.au.

Mansfield market snapshot in the last 12 months

For houses in Mansfield. Trend data is calculated based on a rolling twelve month period.

Median sale price

\$1.3m

↑ Up 10.6% from this time last year

Sold volume

103

↓ Down 9.7% from this time last year

Price growth

10.6%

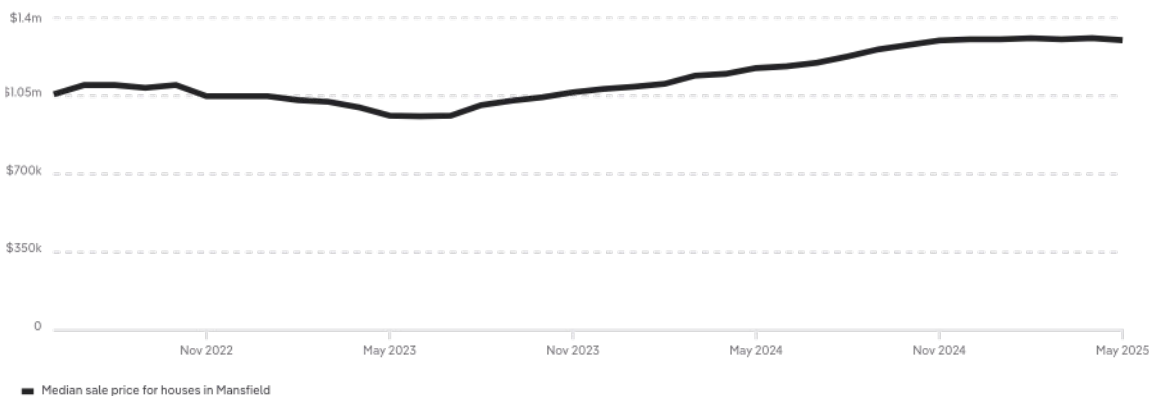
Median days on market

23 days

↑ Up 4.5% from this time last year

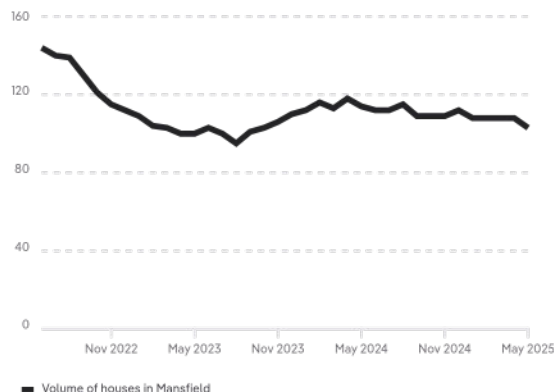
Median sale price - 3 year trend

Showing the median sale price of houses in Mansfield



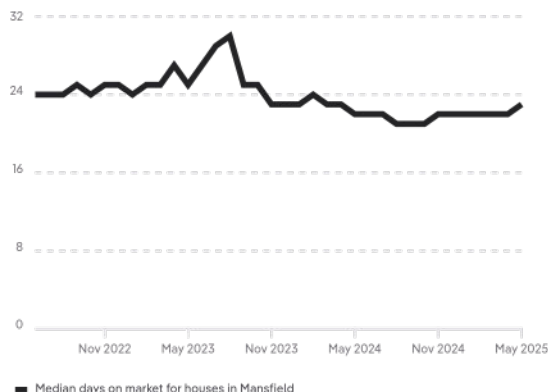
Properties sold - 3 year trend

Showing how many houses in Mansfield have sold



Median days on market - 3 year trend

Showing how long it takes houses in Mansfield to sell





Demand for similar properties

Market activity on realestate.com.au for houses in Mansfield

Potential buyers

550

↓ Down 25.5% from this time last week

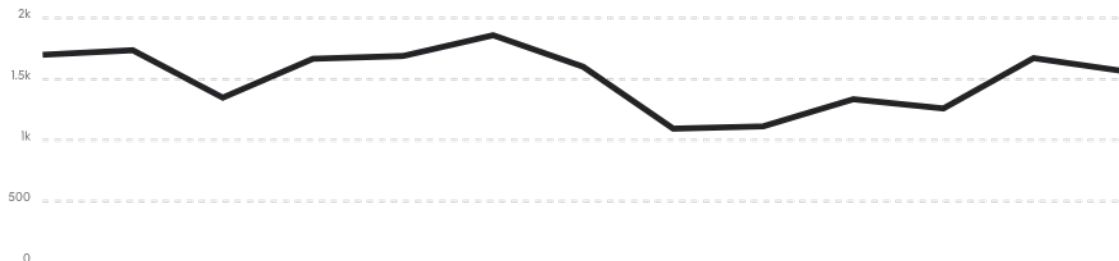
Similar for sale

11

↓ Down 8.3% from this time last week

Potential buyers

Showing the number of people who are seriously interested in listings for houses in Mansfield on realestate.com.au



Similar properties for sale



Potential buyers calculation - People demonstrate serious interest on realestate.com.au with sales listings through a combination of high buyer-specific behaviour. Behaviour includes actions like saving a property, sending enquiries, contacting agents or saving inspection times over multiple visits and days. The number of potential buyers is determined by aggregating both MyREA members and anonymous users, and takes into account usage of multiple devices by the same user.



MARKET INSIGHTS - RENTALS

Understanding the current market relating to your property. Sourced by PropTrack and realestate.com.au.

Mansfield market snapshot in the last 12 months

For houses in Mansfield. Trend data is calculated based on a rolling twelve month period.

Median rental price

\$725 pw

↑ Up 3.6% from this time last year

Leased volume

183

Price growth

3.6%

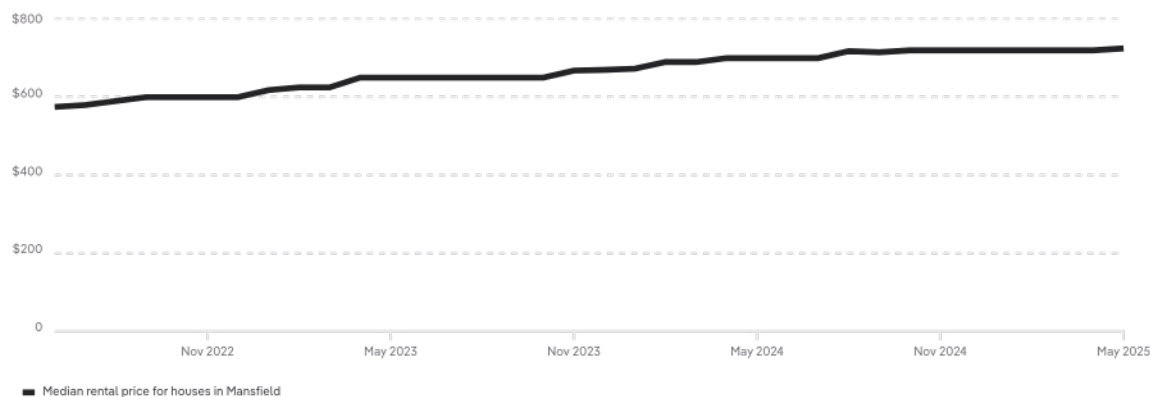
Median days on market

20 days

↑ Up 5.3% from this time last year

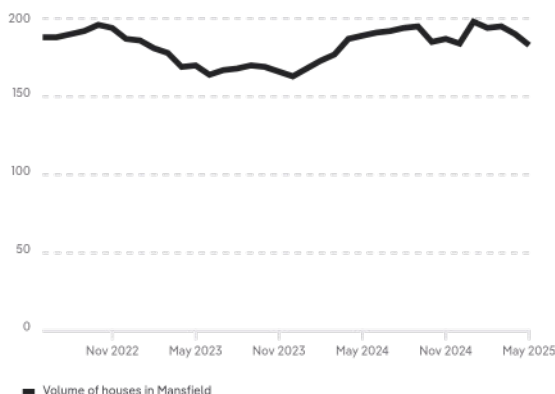
Median rental price - 3 year trend

Showing the median rental price of houses in Mansfield



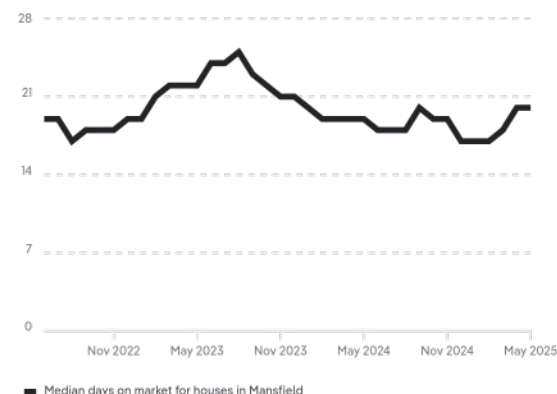
Properties leased - 3 year trend

Showing how many houses in Mansfield have leased



Median days on market - 3 year trend

Showing how long it takes houses in Mansfield to lease





Demand for similar properties

Market activity on realestate.com.au for houses in Mansfield

Potential renters

353

↑ Up 12.8% from this time last week

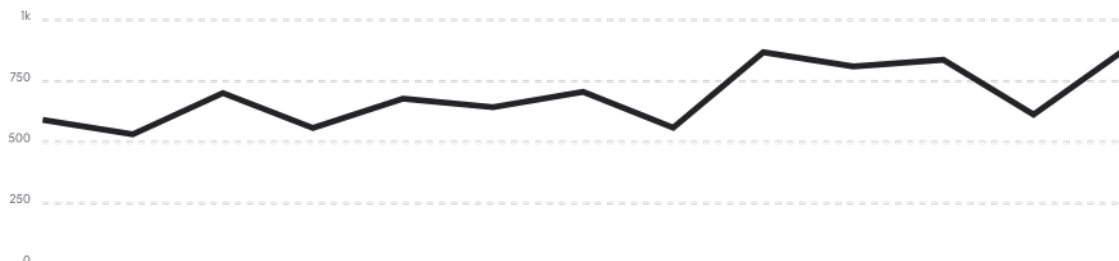
Similar for rent

15

↑ Up 25% from this time last week

Potential renters

Showing the number of people who are seriously interested in listings for houses in Mansfield on realestate.com.au



Similar properties for rent



Potential renters calculation - People who have demonstrated serious interest on realestate.com.au with rental listings through a combination of high rent-specific behaviour. Behaviour includes actions like saving a property, sending enquiries, contacting agents or saving inspection times over multiple visits and days. The number of potential renters is determined by aggregating both MyREA members and anonymous users, and takes into account usage of multiple devices by the same user.



MARKET INSIGHTS - SALES

Understanding the current market relating to your property. Sourced by PropTrack and realestate.com.au.

Mansfield market snapshot in the last 12 months

For units in Mansfield. Trend data is calculated based on a rolling twelve month period.

Median sale price

\$487k

↓ Down 14.4% from this time last year

Sold volume

17

↑ Up 21.4% from this time last year

Price growth

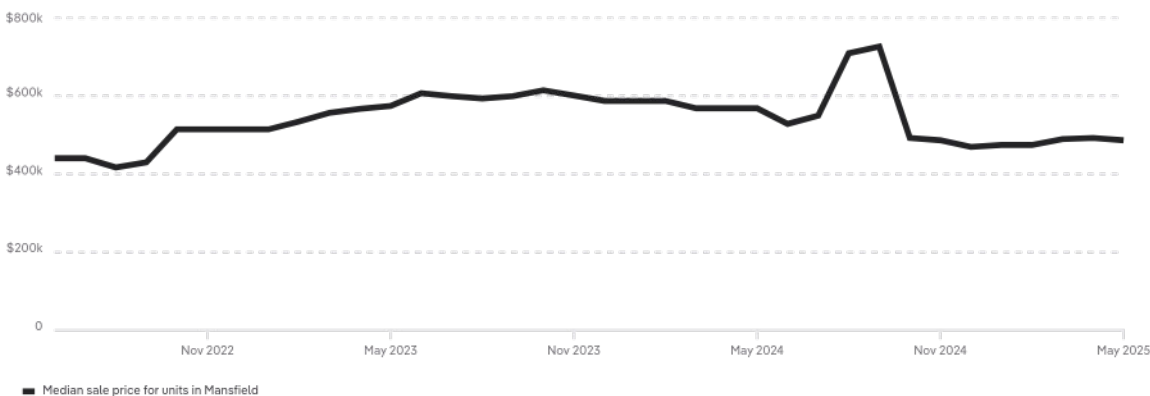
-14.4%

Median days on market

24 days

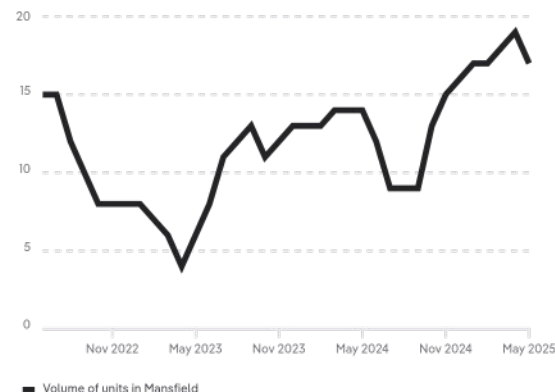
Median sale price - 3 year trend

Showing the median sale price of units in Mansfield



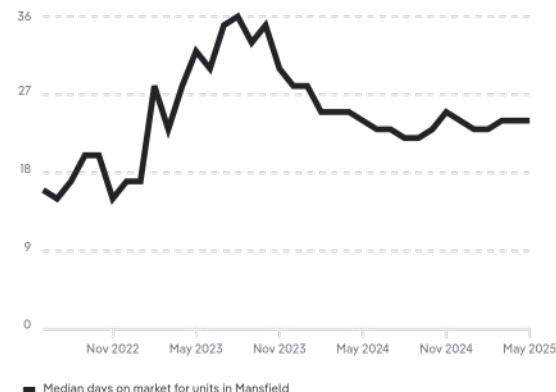
Properties sold - 3 year trend

Showing how many units in Mansfield have sold



Median days on market - 3 year trend

Showing how long it takes units in Mansfield to sell





Demand for similar properties

Market activity on realestate.com.au for units in Mansfield

Potential buyers

134

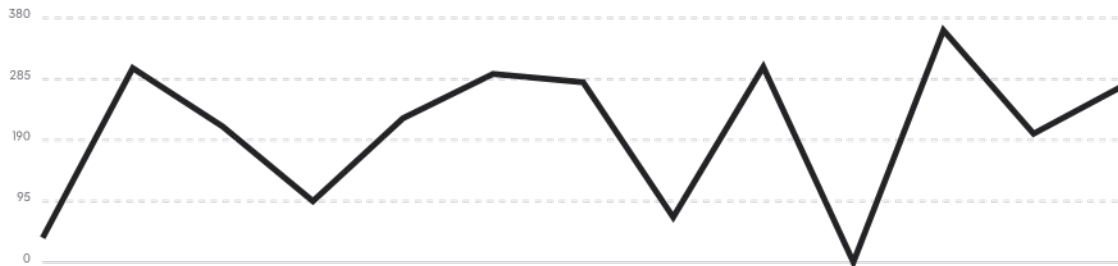
↑ Up 3.9% from this time last week

Similar for sale

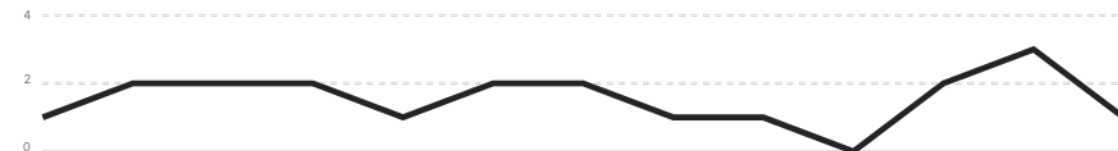
1

Potential buyers

Showing the number of people who are seriously interested in listings for units in Mansfield on realestate.com.au



Similar properties for sale



Potential buyers calculation - People demonstrate serious interest on realestate.com.au with sales listings through a combination of high buyer-specific behaviour. Behaviour includes actions like saving a property, sending enquiries, contacting agents or saving inspection times over multiple visits and days. The number of potential buyers is determined by aggregating both MyREA members and anonymous users, and takes into account usage of multiple devices by the same user.



MARKET INSIGHTS - RENTALS

Understanding the current market relating to your property. Sourced by PropTrack and realestate.com.au.

Mansfield market snapshot in the last 12 months

For units in Mansfield. Trend data is calculated based on a rolling twelve month period.

Median rental price

\$630 pw

↑ Up 14.5% from this time last year

Leased volume

11

↓ Down 7.1% from this time last year

Price growth

14.5%

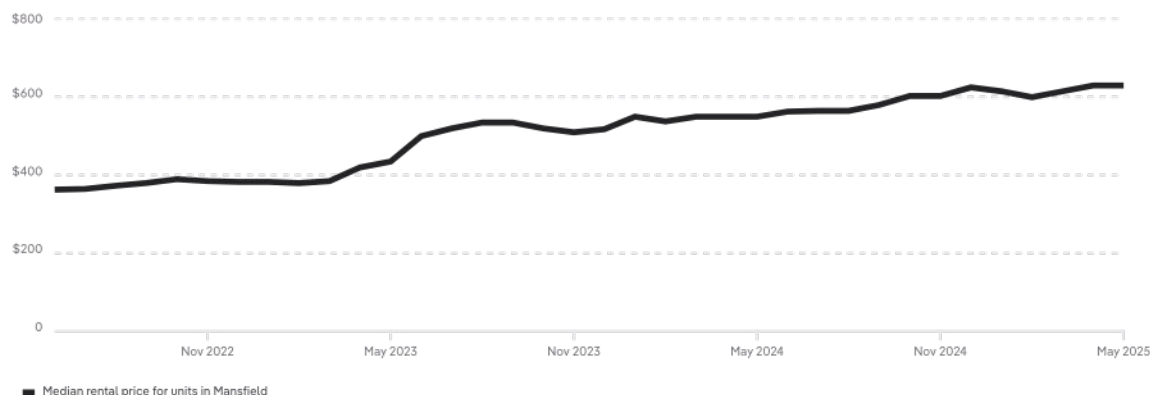
Median days on market

16 days

↑ Up 45.5% from this time last year

Median rental price - 3 year trend

Showing the median rental price of units in Mansfield



Properties leased - 3 year trend

Showing how many units in Mansfield have leased



Median days on market - 3 year trend

Showing how long it takes units in Mansfield to lease





Demand for similar properties

Market activity on realestate.com.au for units in Mansfield

Potential renters


4

Similar for rent

0

Potential renters

Showing the number of people who are seriously interested in listings for units in Mansfield on realestate.com.au



Similar properties for rent



Potential renters calculation - People who have demonstrated serious interest on realestate.com.au with rental listings through a combination of high rent-specific behaviour. Behaviour includes actions like saving a property, sending enquiries, contacting agents or saving inspection times over multiple visits and days. The number of potential renters is determined by aggregating both MyREA members and anonymous users, and takes into account usage of multiple devices by the same user.





COPYRIGHT AND LEGAL DISCLAIMERS ABOUT PROPERTY DATA

Some of the information displayed in this document is based on historical and current data supplied to Proptrack Pty Ltd by third parties including State government agencies. Proptrack does not make any warranty as to the accuracy, completeness or reliability of the information or accept any liability arising in any way from any omissions or errors in this information. The information should not be regarded as advice or relied upon by your or any other person and Proptrack recommends that you seek professional advice before making any property decisions.

Queensland Data

Based on or contains data provided by the State of Queensland (Department of Resources) 2025. In consideration of the State permitting use of this data you acknowledge and agree that the State gives no warranty in relation to the data (including accuracy, reliability, completeness, currency or suitability) and accepts no liability (including without limitation, liability in negligence) for any loss, damage or costs (including consequential damage) relating to any use of the data. Data must not be used for direct marketing or be used in breach of the privacy laws; more information at www.propertydatacodeofconduct.com.au.

*Agent supplied: This price is currently unconfirmed and will be updated once verified against our other data sources.

 PropTrack is part of  REA Group