



SOLD PROPERTIES



48 Wishart Road

Upper Mount Gravatt QLD 4122

 3  1  1  Land: 607m²  -

Price / m² \$1,787

Year built -

Distance 0.8km

Property type House

\$1,085,000

Last sold 28 May 2025

22 days on site



28 Khandalla Street

Upper Mount Gravatt QLD 4122

 3  1  3  Land: 592m²  -

Price / m² \$2,195

Year built -

Distance 1.2km

Property type House

\$1,300,000

Last sold 27 May 2025

71 days on site



38 Perkins Street

Upper Mount Gravatt QLD 4122

 3  1  2  Land: 486m²  Floor: 74m²

Price / m² \$1,930

Year built -

Distance 0.3km

Property type House

\$938,000

Last sold 21 May 2025

8 days on site



33 Pickworth Street

Upper Mount Gravatt QLD 4122

 5  2  4  Land: 604m²  -

Price / m² \$1,821

Year built -

Distance 1.0km

Property type House

\$1,100,000

Last sold 08 May 2025

days on site



96 Lindwall Street

Upper Mount Gravatt QLD 4122

3 1 2 Land: 486m² -

Price / m² \$1,913

Year built -

Distance 0.4km

Property type House

\$930,000

Last sold 07 May 2025

22 days on site



22 Derwent Street

Upper Mount Gravatt QLD 4122

3 2 1 Land: 607m² -

Price / m² \$2,191

Year built -

Distance 0.6km

Property type House

\$1,330,000

Last sold 01 May 2025

22 days on site



13 Azanian Street

Upper Mount Gravatt QLD 4122

4 3 2 Land: 837m² Floor: 327m²

Price / m² \$1,792

Year built -

Distance 0.8km

Property type House

\$1,500,000

Last sold 01 May 2025

50 days on site



1403/110 Klumpp Road

Upper Mount Gravatt QLD 4122

3 2 2 - Floor: 120m²

Price / m² \$9,783

Year built -

Distance 1.0km

Property type Unit

\$1,174,000

Last sold 14 May 2025

462 days on site



56/91 Tryon Street

Upper Mount Gravatt QLD 4122

1 1 0 Land: 3.4ha -

Price / m² -

Year built -

Distance 1.3km

Property type Unit

\$287,000

Last sold 12 May 2025

92 days on site



703/40 Mascar Street

Upper Mount Gravatt QLD 4122

2 2 1 Land: 102m² Floor: 102m²

Price / m² \$7,500

Year built -


Distance 0.8km

Property type Unit

\$765,000.

Last sold 09 May 2025

38 days on site



2104/110 Klumpp Road

Upper Mount Gravatt QLD 4122

2 2 1 - Floor: 95m²

Price / m² \$8,410

Year built -

Distance 1.0km

Property type Unit

\$799,000.

Last sold 06 May 2025

176 days on site



MARKET INSIGHTS - SALES

Understanding the current market relating to your property. Sourced by PropTrack and realestate.com.au.

Upper Mount Gravatt market snapshot in the last 12 months

For houses in Upper Mount Gravatt. Trend data is calculated based on a rolling twelve month period.

Median sale price

\$1.2m

↑ Up 23.6% from this time last year

Sold volume

100

↓ Down 2.9% from this time last year

Price growth

23.6%

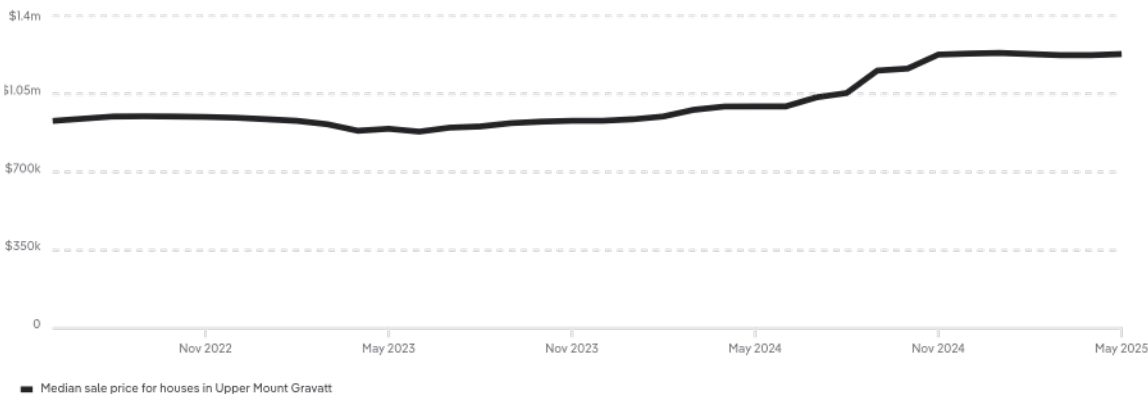
Median days on market

22 days

↓ Down 4.3% from this time last year

Median sale price - 3 year trend

Showing the median sale price of houses in Upper Mount Gravatt



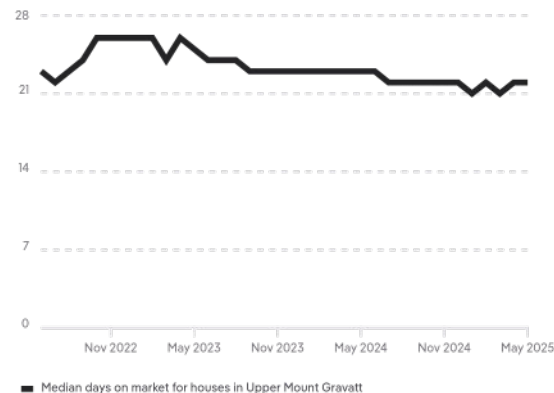
Properties sold - 3 year trend

Showing how many houses in Upper Mount Gravatt have sold



Median days on market - 3 year trend

Showing how long it takes houses in Upper Mount Gravatt to sell





Demand for similar properties

Market activity on realestate.com.au for houses in Upper Mount Gravatt

Potential buyers

914


↓ Down 11.3% from this time last week

Similar for sale

20

Potential buyers

Showing the number of people who are seriously interested in listings for houses in Upper Mount Gravatt on realestate.com.au



Similar properties for sale



Potential buyers calculation - People demonstrate serious interest on realestate.com.au with sales listings through a combination of high buyer-specific behaviour. Behaviour includes actions like saving a property, sending enquiries, contacting agents or saving inspection times over multiple visits and days. The number of potential buyers is determined by aggregating both MyREA members and anonymous users, and takes into account usage of multiple devices by the same user.



MARKET INSIGHTS - RENTALS

Understanding the current market relating to your property. Sourced by PropTrack and realestate.com.au.

Upper Mount Gravatt market snapshot in the last 12 months

For houses in Upper Mount Gravatt. Trend data is calculated based on a rolling twelve month period.

Median rental price

\$650 pw

↑ Up 4% from this time last year

Leased volume

228

↑ Up 5.8% from this time last year

Price growth

4%

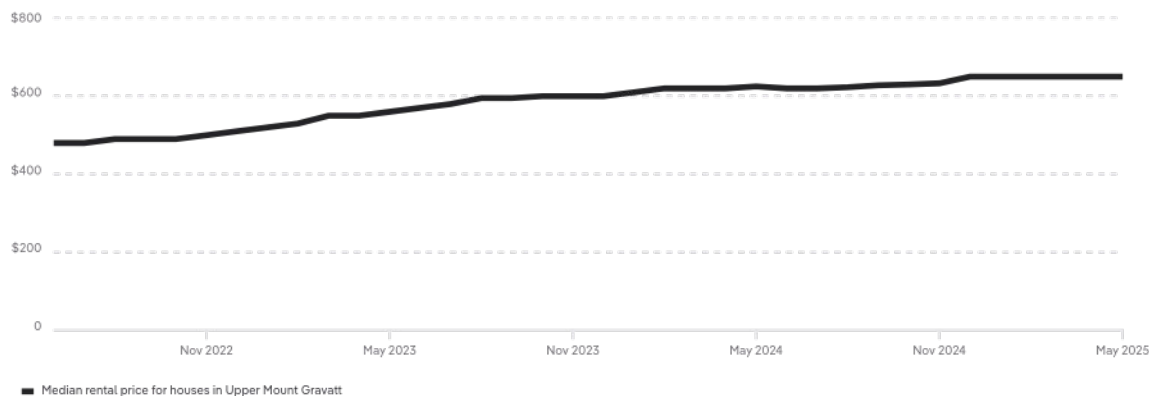
Median days on market

22 days

↑ Up 22.2% from this time last year

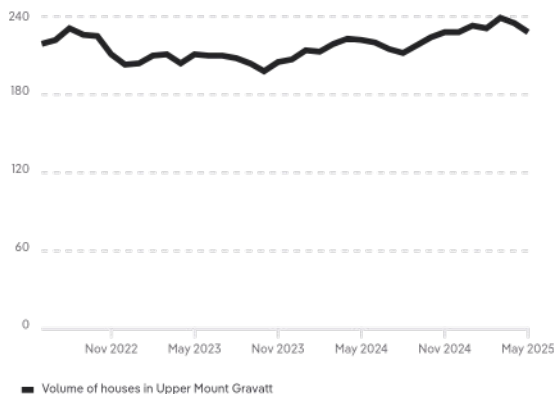
Median rental price - 3 year trend

Showing the median rental price of houses in Upper Mount Gravatt



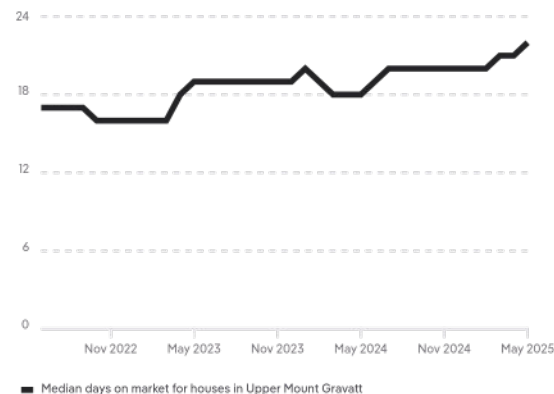
Properties leased - 3 year trend

Showing how many houses in Upper Mount Gravatt have leased



Median days on market - 3 year trend

Showing how long it takes houses in Upper Mount Gravatt to lease





Demand for similar properties

Market activity on realestate.com.au for houses in Upper Mount Gravatt

Potential renters

544

↑ Up 1.7% from this time last week


Similar for rent

21

↑ Up 10.5% from this time last week

Potential renters

Showing the number of people who are seriously interested in listings for houses in Upper Mount Gravatt on realestate.com.au



Similar properties for rent



Potential renters calculation - People who have demonstrated serious interest on realestate.com.au with rental listings through a combination of high rent-specific behaviour. Behaviour includes actions like saving a property, sending enquiries, contacting agents or saving inspection times over multiple visits and days. The number of potential renters is determined by aggregating both MyREA members and anonymous users, and takes into account usage of multiple devices by the same user.



MARKET INSIGHTS - SALES

Understanding the current market relating to your property. Sourced by PropTrack and realestate.com.au.

Upper Mount Gravatt market snapshot in the last 12 months

For units in Upper Mount Gravatt. Trend data is calculated based on a rolling twelve month period.

Median sale price

\$619.9k

↑ Up 12.7% from this time last year

Sold volume

138

↑ Up 18.8% from this time last year

Price growth

12.7%

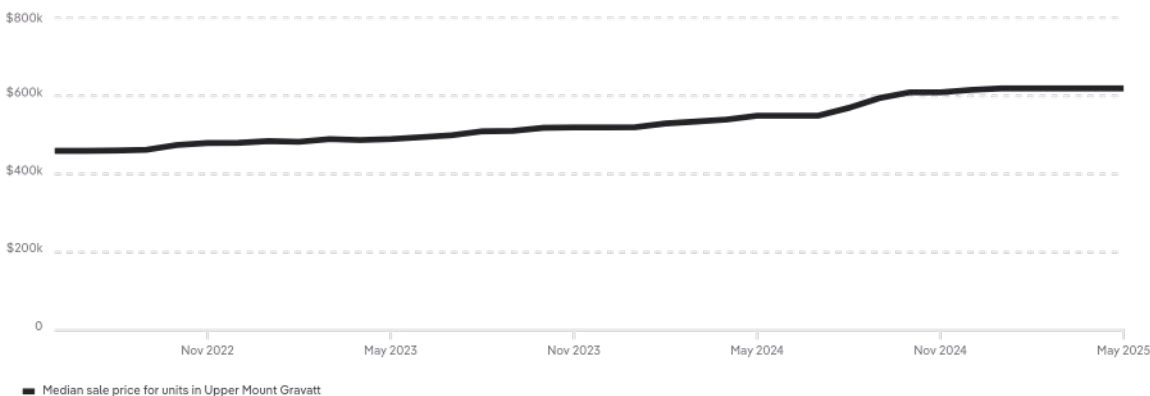
Median days on market

22 days

↓ Down 12% from this time last year

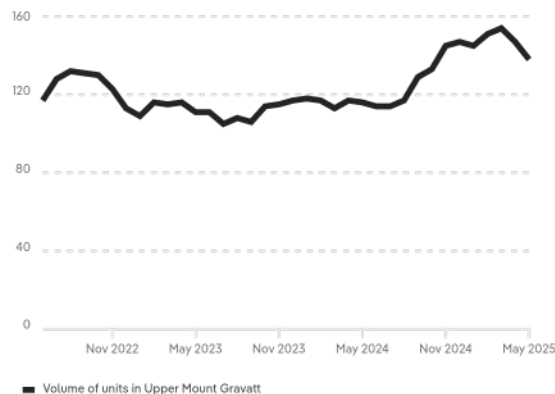
Median sale price - 3 year trend

Showing the median sale price of units in Upper Mount Gravatt



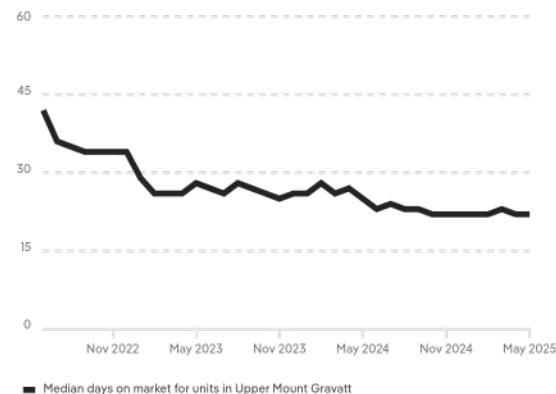
Properties sold - 3 year trend

Showing how many units in Upper Mount Gravatt have sold



Median days on market - 3 year trend

Showing how long it takes units in Upper Mount Gravatt to sell





Demand for similar properties

Market activity on realestate.com.au for units in Upper Mount Gravatt

Potential buyers

619

↑ Up 3% from this time last week

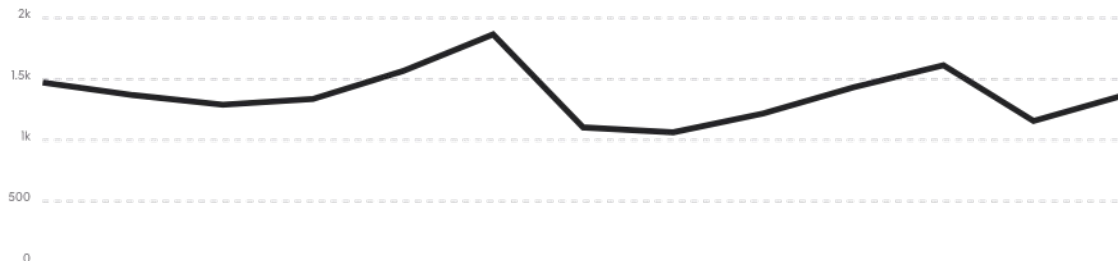
Similar for sale

18

↑ Up 12.5% from this time last week

Potential buyers

Showing the number of people who are seriously interested in listings for units in Upper Mount Gravatt on realestate.com.au



Similar properties for sale



Potential buyers calculation - People demonstrate serious interest on realestate.com.au with sales listings through a combination of high buyer-specific behaviour. Behaviour includes actions like saving a property, sending enquiries, contacting agents or saving inspection times over multiple visits and days. The number of potential buyers is determined by aggregating both MyREA members and anonymous users, and takes into account usage of multiple devices by the same user.



MARKET INSIGHTS - RENTALS

Understanding the current market relating to your property. Sourced by PropTrack and realestate.com.au.

Upper Mount Gravatt market snapshot in the last 12 months

For units in Upper Mount Gravatt. Trend data is calculated based on a rolling twelve month period.

Median rental price

\$650 pw

↑ Up 4.8% from this time last year

Leased volume

175

↑ Up 8.1% from this time last year

Price growth

4.8%

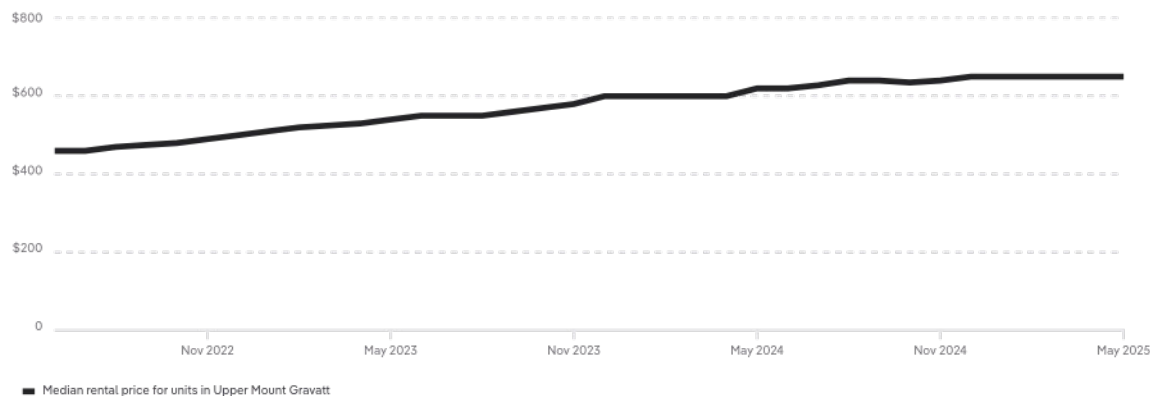
Median days on market

19 days

↑ Up 18.8% from this time last year

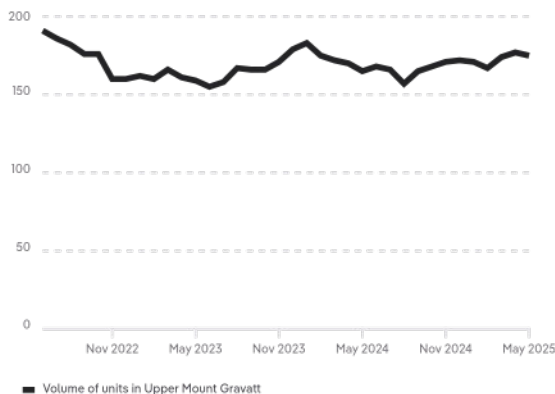
Median rental price - 3 year trend

Showing the median rental price of units in Upper Mount Gravatt



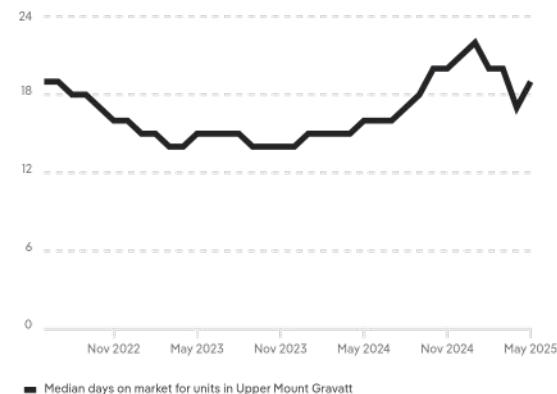
Properties leased - 3 year trend

Showing how many units in Upper Mount Gravatt have leased



Median days on market - 3 year trend

Showing how long it takes units in Upper Mount Gravatt to lease





Demand for similar properties

Market activity on realestate.com.au for units in Upper Mount Gravatt

Potential renters

423

↓ Down 0.5% from this time last week

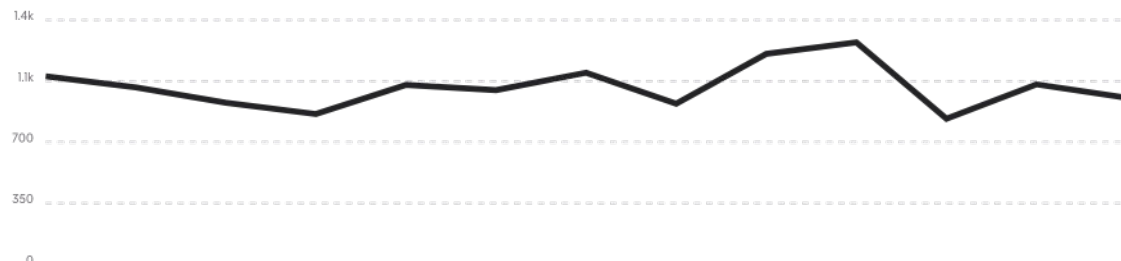
Similar for rent

9

↓ Down 18.2% from this time last week

Potential renters

Showing the number of people who are seriously interested in listings for units in Upper Mount Gravatt on realestate.com.au



Similar properties for rent



Potential renters calculation - People who have demonstrated serious interest on realestate.com.au with rental listings through a combination of high rent-specific behaviour. Behaviour includes actions like saving a property, sending enquiries, contacting agents or saving inspection times over multiple visits and days. The number of potential renters is determined by aggregating both MyREA members and anonymous users, and takes into account usage of multiple devices by the same user.





COPYRIGHT AND LEGAL DISCLAIMERS ABOUT PROPERTY DATA

Some of the information displayed in this document is based on historical and current data supplied to Proptrack Pty Ltd by third parties including State government agencies. Proptrack does not make any warranty as to the accuracy, completeness or reliability of the information or accept any liability arising in any way from any omissions or errors in this information. The information should not be regarded as advice or relied upon by your or any other person and Proptrack recommends that you seek professional advice before making any property decisions.

Queensland Data

Based on or contains data provided by the State of Queensland (Department of Resources) 2025. In consideration of the State permitting use of this data you acknowledge and agree that the State gives no warranty in relation to the data (including accuracy, reliability, completeness, currency or suitability) and accepts no liability (including without limitation, liability in negligence) for any loss, damage or costs (including consequential damage) relating to any use of the data. Data must not be used for direct marketing or be used in breach of the privacy laws; more information at www.propertydatacodeofconduct.com.au.

*Agent supplied: This price is currently unconfirmed and will be updated once verified against our other data sources.

 PropTrack is part of  REA Group