



SOLD PROPERTIES



## 5/10 Rowe Close

Wishart QLD 4122

 2  1  2  Land: 207m<sup>2</sup>  -

Price / m<sup>2</sup> -

Year built -

Distance 1.3km

Property type Unit

**\$693,000**

Last sold 30 May 2025

17 days on site



## 7 Catania Street

Wishart QLD 4122

 4  3  3  Land: 671m<sup>2</sup>  -

Price / m<sup>2</sup> \$2,579

Year built -

Distance 1.2km

Property type House

**\$1,731,000**

Last sold 24 May 2025

19 days on site



## 19 Catania Street

Wishart QLD 4122

 4  2  2  -  -

Price / m<sup>2</sup> -

Year built -

Distance 1.2km

Property type House

**\$2,270,000**

Last sold 22 May 2025

127 days on site



## 8 Mindona Street

Wishart QLD 4122

 4  2  2  Land: 662m<sup>2</sup>  -

Price / m<sup>2</sup> \$2,117

Year built -


Distance 0.3km

Property type House

**\$1,401,500**

Last sold 01 May 2025

23 days on site



## 17 Catania Street

Wishart QLD 4122

5 2 2 Land: 440m<sup>2</sup> -

Price / m<sup>2</sup> \$5,000

Year built -

Distance 1.2km

Property type House

**\$2,200,000**

Last sold 01 May 2025

36 days on site



## MARKET INSIGHTS - SALES

Understanding the current market relating to your property. Sourced by PropTrack and realestate.com.au.

### Wishart market snapshot in the last 12 months

For houses in Wishart. Trend data is calculated based on a rolling twelve month period.

Median sale price

**\$1.4m**

↑ Up 6.9% from this time last year

Sold volume

**83**

↓ Down 26.3% from this time last year

Price growth

**6.9%**

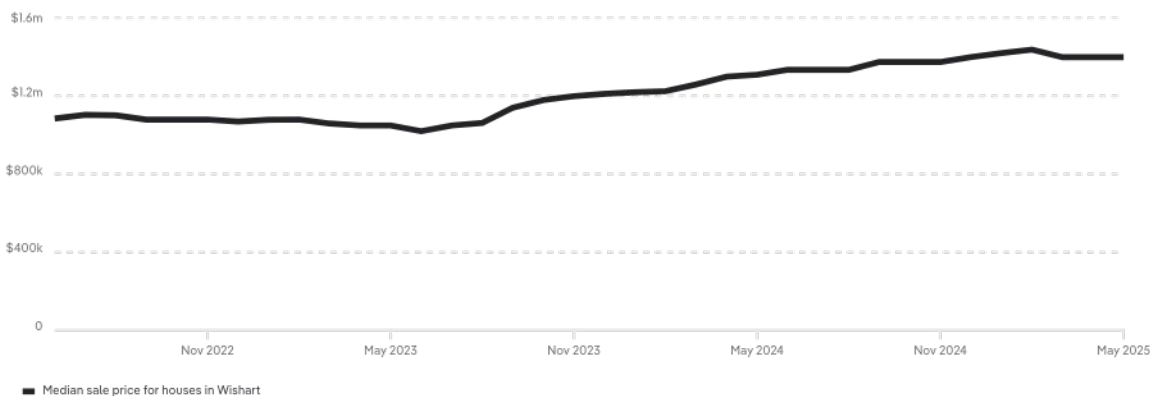
Median days on market

**22 days**

↑ Up 10% from this time last year

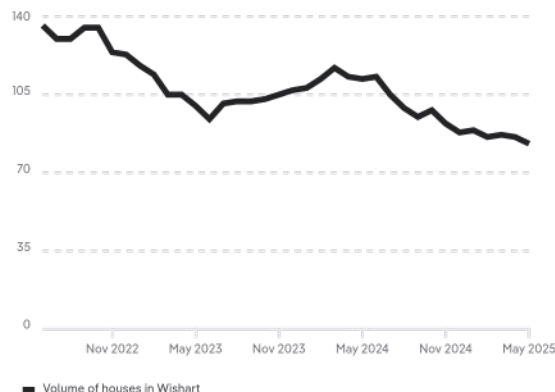
### Median sale price - 3 year trend

Showing the median sale price of houses in Wishart



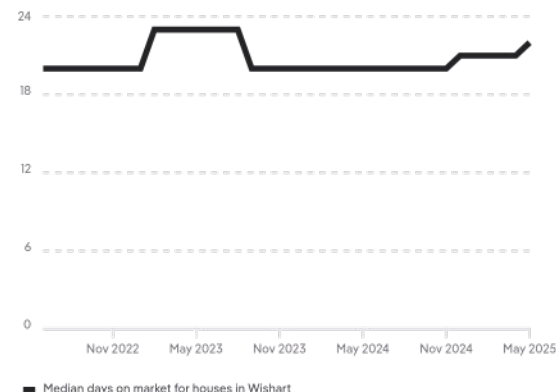
### Properties sold - 3 year trend

Showing how many houses in Wishart have sold



### Median days on market - 3 year trend

Showing how long it takes houses in Wishart to sell





## Demand for similar properties

Market activity on realestate.com.au for houses in Wishart

Potential buyers

**691**

↓ Down 5.1% from this time last week


Similar for sale

**12**

↑ Up 20% from this time last week

## Potential buyers

Showing the number of people who are seriously interested in listings for houses in Wishart on realestate.com.au



## Similar properties for sale



Potential buyers calculation - People demonstrate serious interest on realestate.com.au with sales listings through a combination of high buyer-specific behaviour. Behaviour includes actions like saving a property, sending enquiries, contacting agents or saving inspection times over multiple visits and days. The number of potential buyers is determined by aggregating both MyREA members and anonymous users, and takes into account usage of multiple devices by the same user.



## MARKET INSIGHTS - RENTALS

Understanding the current market relating to your property. Sourced by PropTrack and realestate.com.au.

### Wishart market snapshot in the last 12 months

For houses in Wishart. Trend data is calculated based on a rolling twelve month period.

Median rental price

**\$750 pw**

↑ Up 1.4% from this time last year

Leased volume

**166**

↑ Up 0.6% from this time last year

Price growth

**1.4%**

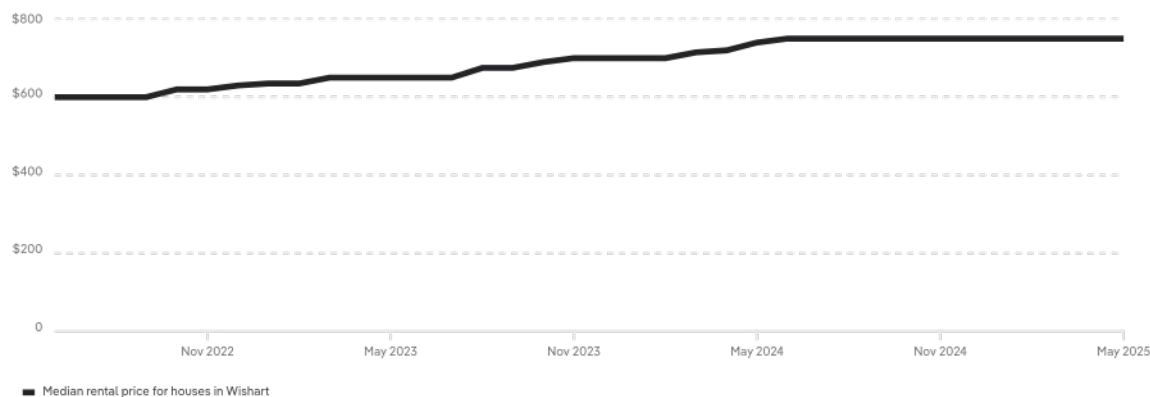
Median days on market

**20 days**

↓ Down 4.8% from this time last year

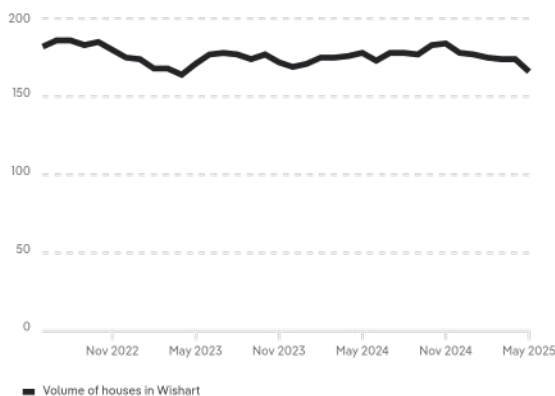
### Median rental price - 3 year trend

Showing the median rental price of houses in Wishart



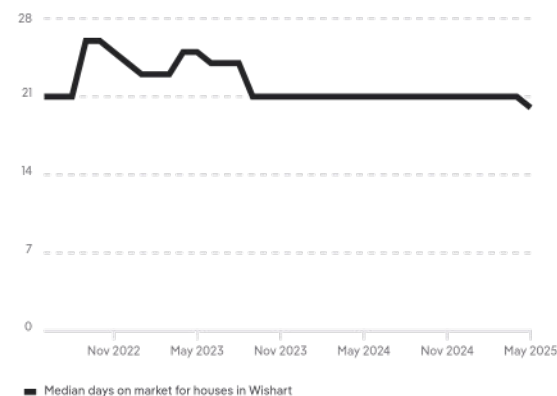
### Properties leased - 3 year trend

Showing how many houses in Wishart have leased



### Median days on market - 3 year trend

Showing how long it takes houses in Wishart to lease





## Demand for similar properties

Market activity on realestate.com.au for houses in Wishart

Potential renters

**223**

↓ Down 24.9% from this time last week

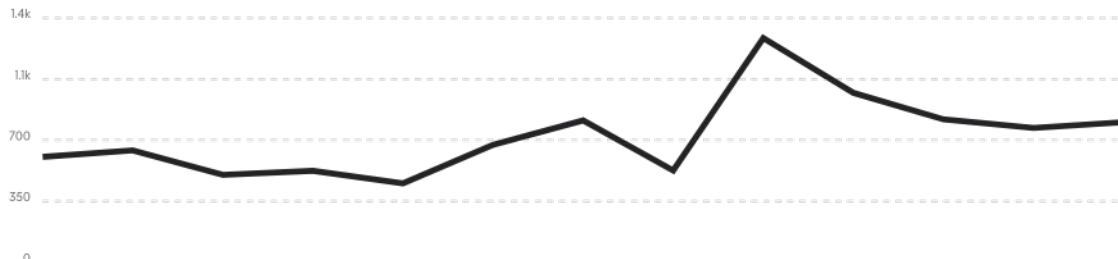
Similar for rent

**11**


↓ Down 8.3% from this time last week

## Potential renters

Showing the number of people who are seriously interested in listings for houses in Wishart on realestate.com.au



## Similar properties for rent



Potential renters calculation - People who have demonstrated serious interest on realestate.com.au with rental listings through a combination of high rent-specific behaviour. Behaviour includes actions like saving a property, sending enquiries, contacting agents or saving inspection times over multiple visits and days. The number of potential renters is determined by aggregating both MyREA members and anonymous users, and takes into account usage of multiple devices by the same user.



## MARKET INSIGHTS - SALES

Understanding the current market relating to your property. Sourced by PropTrack and realestate.com.au.

### Wishart market snapshot in the last 12 months

For units in Wishart. Trend data is calculated based on a rolling twelve month period.

Median sale price

**\$770k**

↑ Up 14.9% from this time last year

Sold volume

**39**

↑ Up 17.6% from this time last year

Price growth

**14.9%**

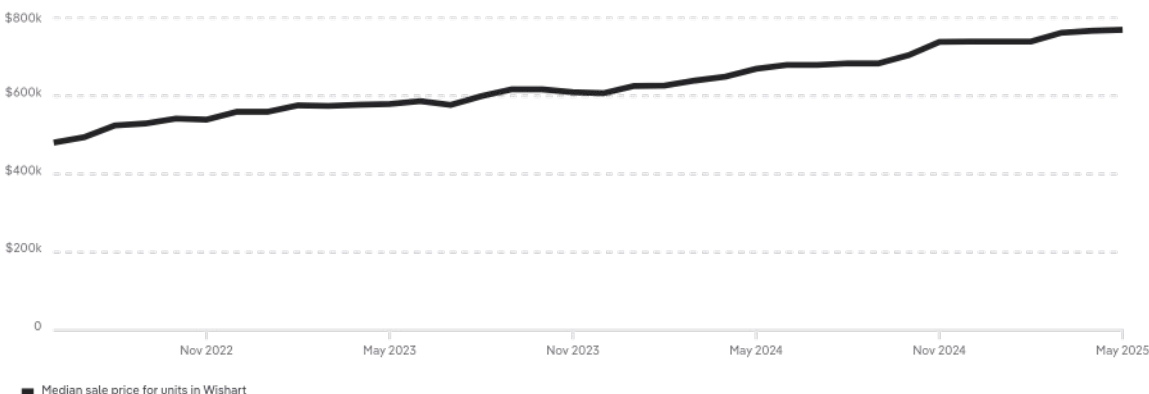
Median days on market

**22 days**

↑ Up 4.8% from this time last year

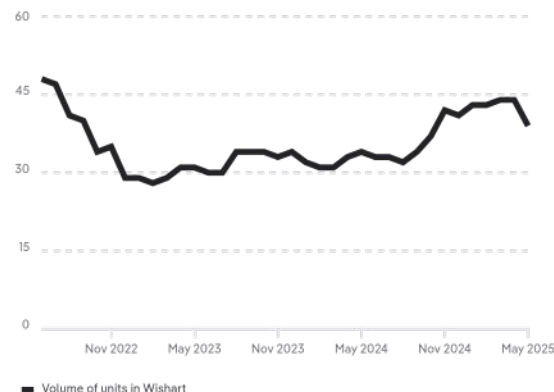
### Median sale price - 3 year trend

Showing the median sale price of units in Wishart



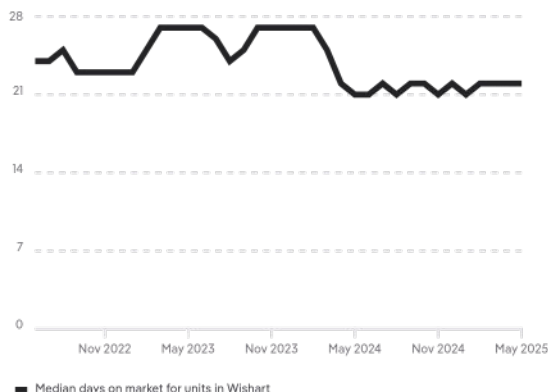
### Properties sold - 3 year trend

Showing how many units in Wishart have sold



### Median days on market - 3 year trend

Showing how long it takes units in Wishart to sell





## Demand for similar properties

Market activity on realestate.com.au for units in Wishart

Potential buyers

**221**

↑ Up 8.3% from this time last week


Similar for sale

**5**

↑ Up 25% from this time last week

## Potential buyers

Showing the number of people who are seriously interested in listings for units in Wishart on realestate.com.au



## Similar properties for sale



Potential buyers calculation - People demonstrate serious interest on realestate.com.au with sales listings through a combination of high buyer-specific behaviour. Behaviour includes actions like saving a property, sending enquiries, contacting agents or saving inspection times over multiple visits and days. The number of potential buyers is determined by aggregating both MyREA members and anonymous users, and takes into account usage of multiple devices by the same user.





## MARKET INSIGHTS - RENTALS

Understanding the current market relating to your property. Sourced by PropTrack and realestate.com.au.

### Wishart market snapshot in the last 12 months

For units in Wishart. Trend data is calculated based on a rolling twelve month period.

Median rental price

**\$650 pw**

Leased volume

**73**

↓ Down 5.2% from this time last year

Price growth

—

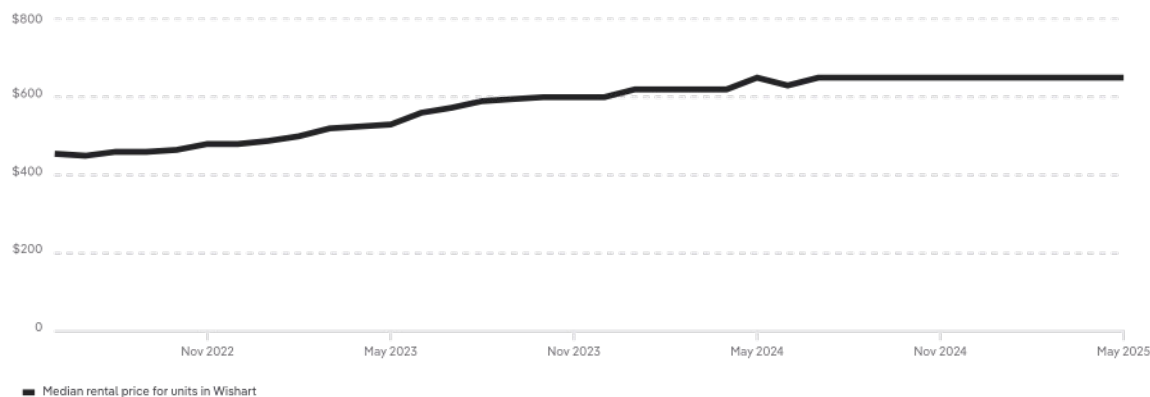
Median days on market

**15 days**

↑ Up 25% from this time last year

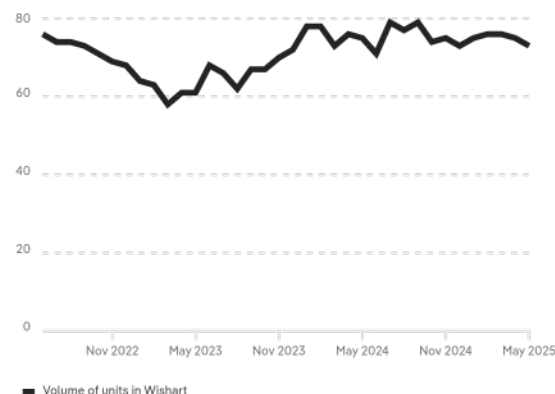
### Median rental price - 3 year trend

Showing the median rental price of units in Wishart



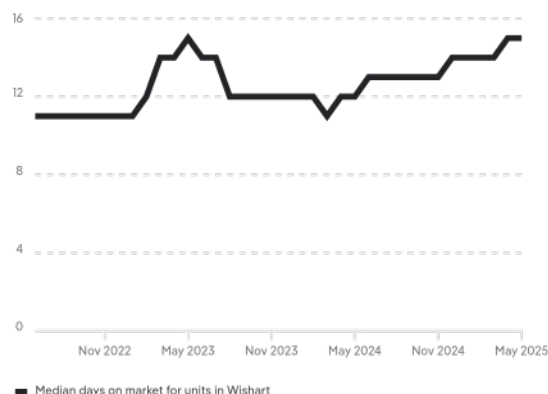
### Properties leased - 3 year trend

Showing how many units in Wishart have leased



### Median days on market - 3 year trend

Showing how long it takes units in Wishart to lease





## Demand for similar properties

Market activity on realestate.com.au for units in Wishart

Potential renters

**107**


↓ Down 29.6% from this time last week

Similar for rent

**7**

## Potential renters

Showing the number of people who are seriously interested in listings for units in Wishart on realestate.com.au



## Similar properties for rent



Potential renters calculation - People who have demonstrated serious interest on realestate.com.au with rental listings through a combination of high rent-specific behaviour. Behaviour includes actions like saving a property, sending enquiries, contacting agents or saving inspection times over multiple visits and days. The number of potential renters is determined by aggregating both MyREA members and anonymous users, and takes into account usage of multiple devices by the same user.




## COPYRIGHT AND LEGAL DISCLAIMERS ABOUT PROPERTY DATA

Some of the information displayed in this document is based on historical and current data supplied to Proptrack Pty Ltd by third parties including State government agencies. Proptrack does not make any warranty as to the accuracy, completeness or reliability of the information or accept any liability arising in any way from any omissions or errors in this information. The information should not be regarded as advice or relied upon by your or any other person and Proptrack recommends that you seek professional advice before making any property decisions.

### Queensland Data

Based on or contains data provided by the State of Queensland (Department of Resources) 2025. In consideration of the State permitting use of this data you acknowledge and agree that the State gives no warranty in relation to the data (including accuracy, reliability, completeness, currency or suitability) and accepts no liability (including without limitation, liability in negligence) for any loss, damage or costs (including consequential damage) relating to any use of the data. Data must not be used for direct marketing or be used in breach of the privacy laws; more information at [www.propertydatacodeofconduct.com.au](http://www.propertydatacodeofconduct.com.au).

\*Agent supplied: This price is currently unconfirmed and will be updated once verified against our other data sources.

 PropTrack is part of  REA Group